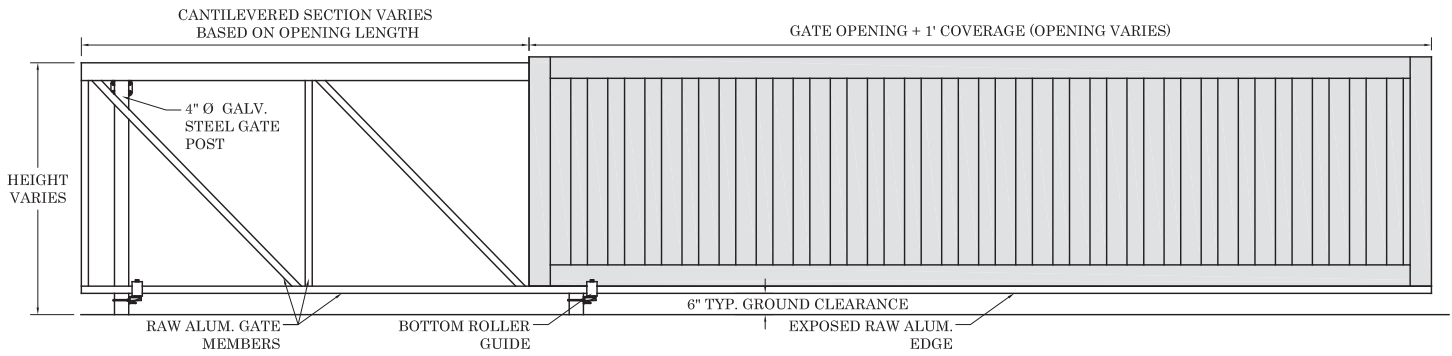
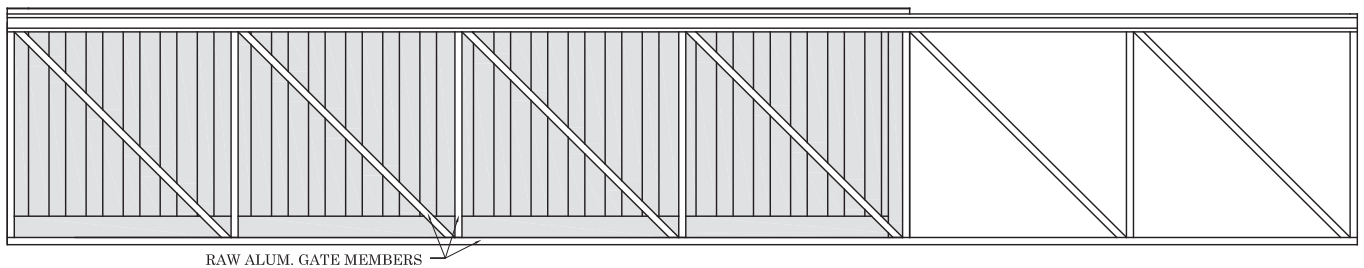




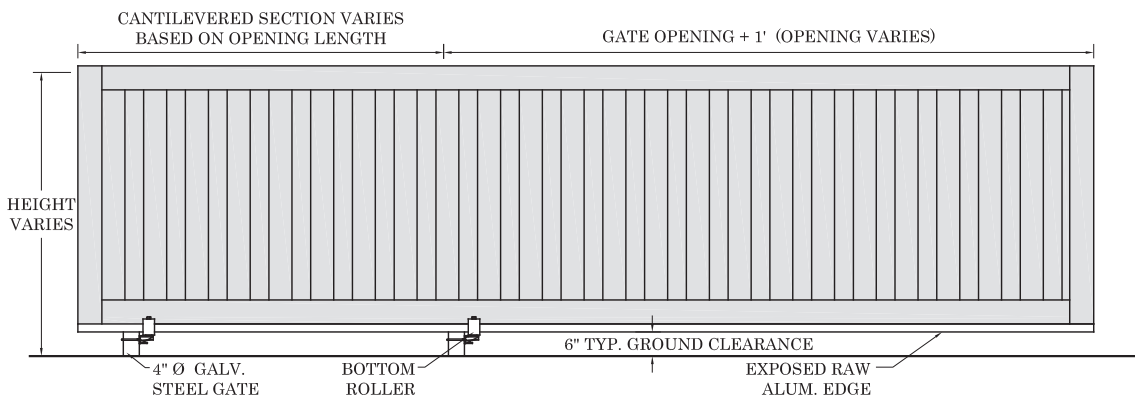
TREX SUPER DUTY SLIDE GATE



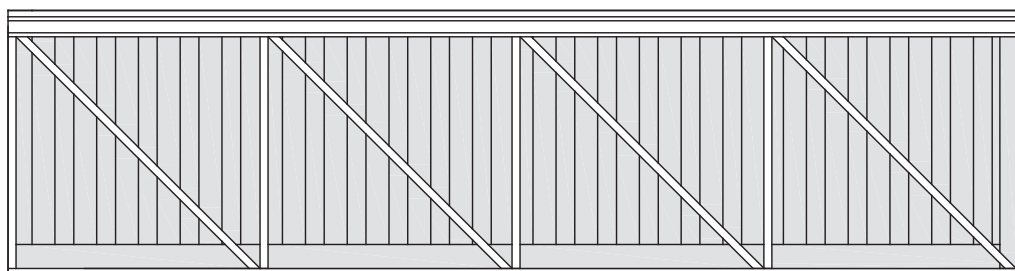
OPENING COVER ONLY GATE PANEL (FRONT OF GATE)



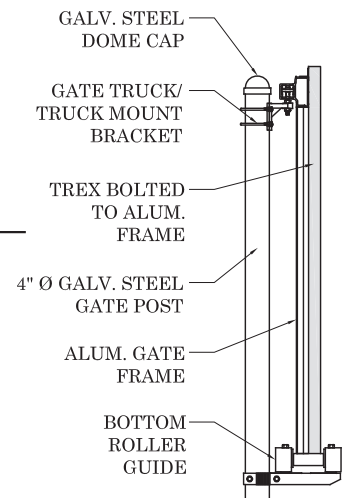
OPENING COVER ONLY GATE PANEL (BACK OF GATE)



FULL COVER ONLY GATE PANEL (FRONT OF GATE)



FULL COVER ONLY GATE PANEL (BACK OF GATE)



NOTE:

1. BUTT JOINTS MAY BE REQUIRED ON COVERING BOARDS DUE TO SIZE OF GATE
2. ALL WELDED ALUMINUM FRAMEWORK
3. INTERNAL TRUCK SYSTEM
4. DRAWING NOT TO SCALE

1-855-620-TREX(8739)

WWW.TREXFENCING-SRF.COM

THIS DRAWING AND DESIGN ARE THE EXCLUSIVE PROPERTY OF SRF FENCE, ARE PROTECTED UNDER U.S. COPYRIGHT LAWS AND ANY USE, MODIFICATION, OR COPYING IS EXPRESSLY PROHIBITED WITHOUT THE PRIOR WRITTEN CONSENT OF SRF FENCE. FAILURE TO OBTAIN PERMISSION SHALL CONSTITUTE COPYRIGHT INFRINGEMENT AND SHALL BE SUBJECT TO LEGAL ACTION